


## Making digital photos pop.

Here is what I do.

### *1. First, I capture the light on the object one of several ways.*



#### **A. Make use of natural light and shadows.**

I liked the shadow on this Poppie and took several photos about 10 am then edited.

#### **B. Use backlighting natural or created**




The sun is setting low on the horizon. (Work fast in the summer but you have a long time in the fall thru late spring as the sun is low on the horizon.)



Sunset light, black ground Is a dollar store black chalk background. (6 attempts.)



7:49 am July  
angled for sun.

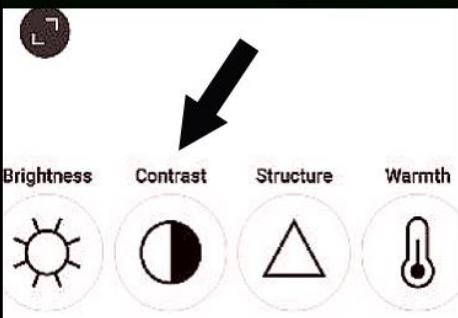



Use  
sunlight tool to create light.

## Crop and Edit

Start with Contrast, Definition and sharpen at 33% each

Everything else by preference (tint, brightness, etc)



# Contrast

*Color gets brighter*

*Shadows get darker*

*Makes photo more vivid*

*Decreasing Mutes Color*